

**PRO**  
advanced

 **airtècnics**



CONTROL  
**ADVANCED PRO**

# ADVANCED PRO CONTROL

**PRO**  
advanced

## Overview

- Advanced control for regulating 2 and 5 speed Airtècnics air curtains, supplied by default. Replaces and improves all previous controls within the basic range (unheated, water heating, electric heating, DX heating), Hand Auto and Interface.

- 2.8" LCD screen with backlight and capacitive touch buttons. Infrared remote control.

- Plug & Play connection with RJ11 cable. Automatic initialization with detection of connected hardware, and configuration according to the detected devices.

- Robust electronics with electrical and electronic protections, Poka-yoke connections and protected with varnish to improve corrosion resistance and extend service life.

- Sensors included: Integrated room temperature thermostat + door contact.

- Semi-automatic ECO operation, with ventilation and heating control based on door status and room temperature.

- User menu for setting the set temperature and ventilation and heating according to the door status.

- Quick access for setting the set temperature.

- Internal parameters configuration menu: Door delay, maintenance programming, speed and heating limitation, control memory, temperature units, auto-cooling program, control lock and boost mode.

- Alarm and error codes: Overheating, heating blocked, anti-freeze, fire alarm, communication error...

- Compact ABS plastic housing with polished finish in white RAL9016 as standard. Easy opening and closing with snap-in pivots. Optional safety lock with screw.


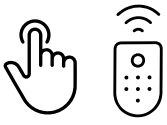


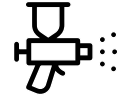





- Prepared for wall installation. Standard wall fixing points and multiple cable entries on the back cover and sides of the front housing.



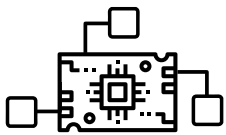
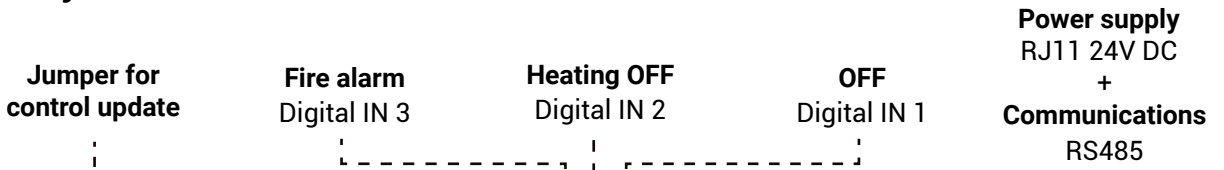
# ADVANCED PRO CONTROL



## Technical characteristics

 <b>Screen</b> LCD 2,8" Backlit	 <b>Management</b> Touch keypad IR remote control	 <b>Control connection</b> Plug & Play RJ11 Digital IN (x3)	 <b>Electronics</b> Poka-Yoke connections Electrical protections	 <b>PCB protection</b> Tropicalized with varnish
 <b>Housing material</b> ABS UL 94 V0	 <b>Housing finish</b> RAL 9016 Polished surface	 <b>Weight</b> 144 g	 <b>Fire protection</b> Self-extinguishing	 <b>Security screw</b> 3 x L6 mm optional

## Connectivity



Advanced PRO is a versatile plug & play controller.

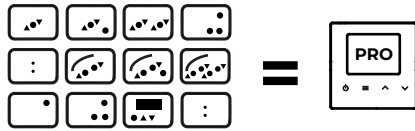
Once connected, it initializes by detecting the hardware and automatically configures itself according to the air curtain model.



# ADVANCED PRO CONTROL

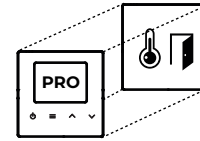
**PRO**  
advanced

## Features



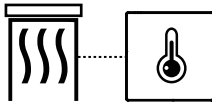
### A single advanced control for the entire range

Advanced Pro replaces all controls on the basic Airtècnics previous range of 2 and 5 speeds (without heating, water heating, electric heating, DX heating), Hand Auto and Interface. Now all control models in one.



### Temperature and door sensors included

Advanced Pro integrates a room temperature sensor and includes a door sensor. Together with the set temperature, form a system that allows to regulate ventilation and heating while saving energy.



### ECO Semi-Automatic Mode: Temperature

With the temperature sensors (one internal included in Advanced Pro, and the other optional external), the following functions can be carried out:

- **Control the heating:** Modifies the heating based on the difference between the ambient temperature and the set temperature. With an optional external sensor, it regulates the heating based on the outside temperature when the door is open.
- **Modulate the heating:** Gradually regulates the heating when the ambient temperature approaches or moves away from the set temperature, achieving greater comfort and energy savings.
- **Programmable boost:** Increases the set temperature by 2°C when the door is opened, to improve thermal comfort in winter.



### Control safety lock

The control can be locked with a key combination, and the air curtain will continue to operate normally. When the equipment is locked, the user will not be able to perform any action. In addition, when pressing a button, the alarm symbol will appear on the screen and a deeper beep will be heard indicating that the equipment is locked.



### Semi-Automatic ECO Mode: Door status

With the door contact installed, the following functions can be performed:

- **Door Open/Closed:** Allows programming different ventilation speeds and heating stages depending on the state of the door.
- **Door Delay:** When the door is closed, the equipment continues to operate as if the door were open for the programmed time (programmable from 0 to 95 seconds).



### Auto cooling and external control signals

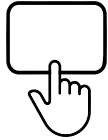
**Auto cooling:** If the air curtain has been heating for more than 10 seconds continuously and is turned off, the ventilation will remain on for up to 90 seconds more (depending on the time it has been on).

**External control:** "External OFF" (the unit has turned off after receiving an external signal). "Heating OFF" (heating has stopped after receiving an external signal).

# ADVANCED PRO CONTROL

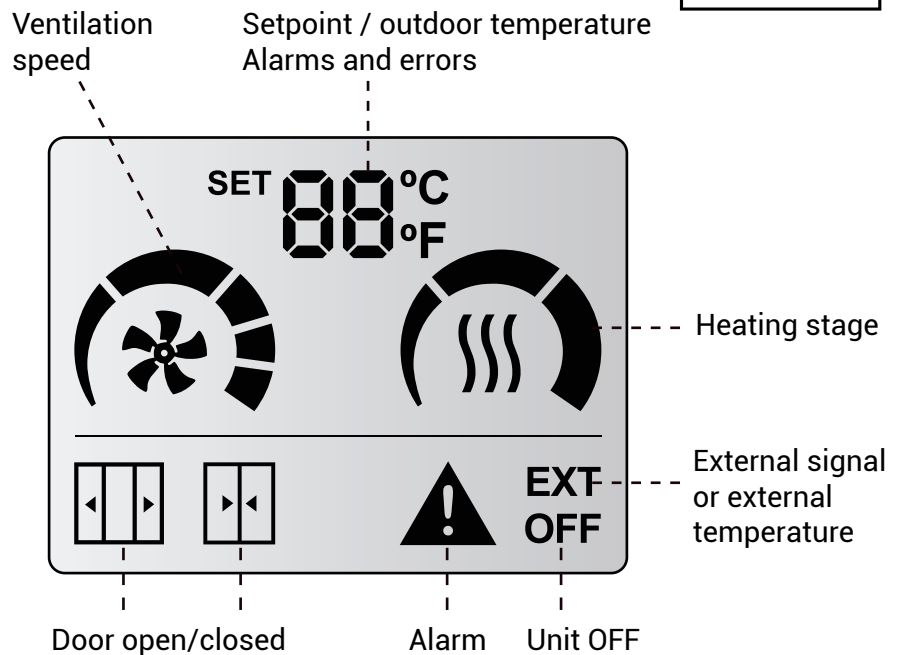


## Features



### Interface and control panel

The LCD screen displays fan speed, heating stage, room set temperature and optional outdoor temperature, door status, external control, automatic cooling, as well as alarms and errors.



### 3 levels of menu for the user

**Quick access menu:** With just one click, you can adjust the set temperature on heating equipment.

**User menu:** Allows to select the ventilation speed, the heating stage for open and closed doors, and the set temperature.

#### Internal parameters configuration menu:

- Door delay (0 to 95 seconds).
- Maximum speed and heating (door open/closed).
- Filter maintenance (0 to 99 weeks).
- Temperature units (°C or F).
- Control memory (OFF by default).
- Boost mode, increases the set temperature when the door is opened (2°C by default).



### Alarm and error indications

The control will indicate on the display when there is an alarm (A) or error (E), and will show a letter and number in the same place as the temperature. Visually, some icons and the alarm sign will flash.

**Alarms:** Overheat (A1), Heater blocked (A2), Antifreeze (A3), Communication error (A4), Improper device (A5), Fire alarm (A6).

**Errors:** Filter/maintenance (E1), Missing device (E2), Missing temperature sensor (E3), Fan error (E4), External alarm (E5).

Alarms and errors depend on the connected equipment and the type of heating.

## Technical characteristics

The control housing is specially designed to protect the electronics. It contains several cooling slots to ensure the optimal temperature of the internal components. The new electronics are designed in a more robust way, adding electrical and electronic protections, Poke-yoke connections and protected with varnish to improve corrosion resistance and extend useful life. The electronic board is fixed to the front casing and the closure of the box can be reinforced with an additional security screw.

The box is designed so that the connection of the cables to the electronic board can be made from different accesses and points, either through the main casing or the rear cover. It has several pre-cut holes and breakaway areas for the entry of cables, which facilitate installation.

Prepared for installation on the wall and easy to open for electronic maintenance.



Designed with slots for good ventilation of electronic components.



Standard fixing points on back cover for electrical wall boxes.



Side incisions on both sides of the back cover for easy opening of the case.



Pre-cut holes in the back cover for the entry of cables of different sizes, easily removable with a tool.



The main casing has breaking zones of two different sizes, two located on each side and one at the bottom.



Easy opening and closing with snap-on pivots. Optional safety lock with screw.

# CONTROL ADVANCED PRO



## Dimensions

